

Labor Market Spotlight

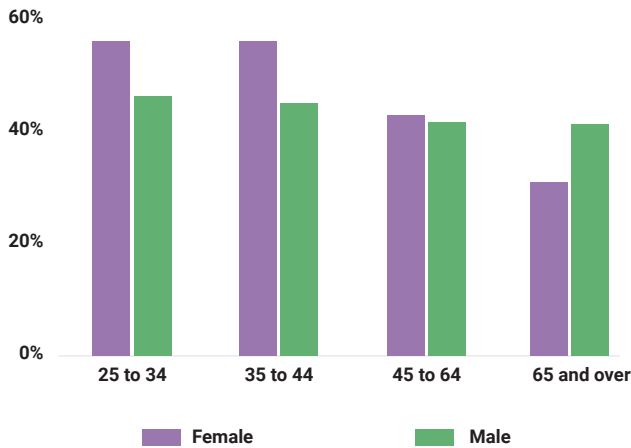
Celebrating the Accomplishments of Women

Issue No. 14, Volume 2: March 2024



In celebration of Women’s History Month, the New Jersey Department of Labor (NJDOLE) Office of Research and Information is proud to present its second Labor Market Spotlight, honoring the 4.7 million women residing in New Jersey.

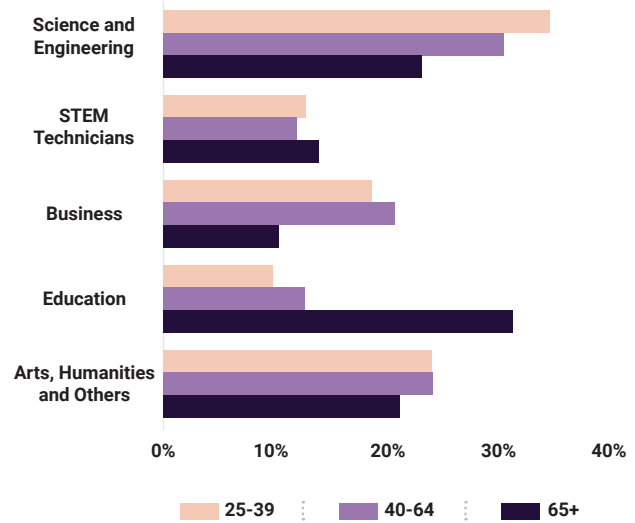
Percent of People with a Bachelor’s Degree or Higher by Age



Forty-four percent of women have obtained a bachelor’s degree or higher, surpassing the state average. This educational attainment likely contributes to better earnings for women, as 26% of full-time working women earn over \$100,000 annually, a percentage that exceeds the national average of 17%. The figure displays educational attainment for females and males across various age groups.

* NJ ranks 5th nationally for the percentage of women with a bachelor’s degree or higher.

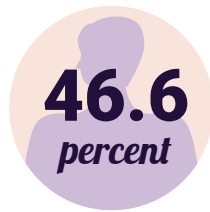
Degree Holders by Age



Science and Engineering are becoming increasingly popular fields of study among women. Among those aged 25 to 39, 35% hold a degree in Science and Engineering, compared to 23% of those aged 65 and over.



Female population



Share of women in the labor force



Number of female veterans



Women benefitting from NJDOLE One-Stop services



Office of Research and Information

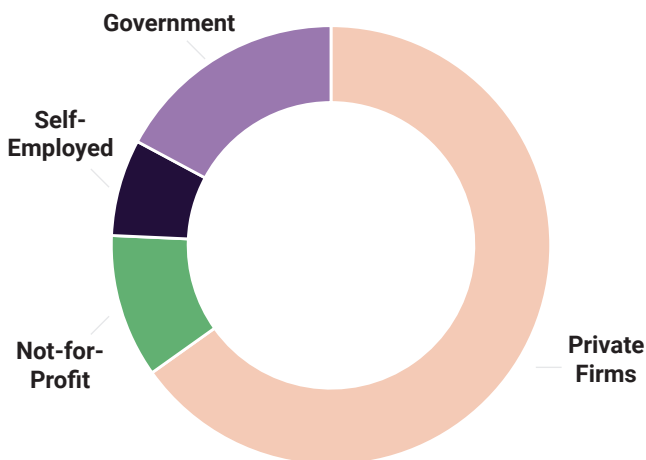
NJ.GOV/LABOR/DATA

WHERE WOMEN WORK

Occupational Group	Women's Share of Occupational Employment	Salary Range
Healthcare Support	84.6%	\$30,600-\$42,000
Educational Instruction and Library	73.2%	\$42,500-\$83,300
Office and Administrative Support	72.0%	\$37,000-\$59,000
Personal Care and Service	71.4%	\$29,000-\$45,000
Community and Social Service	67.3%	\$45,000-\$77,000

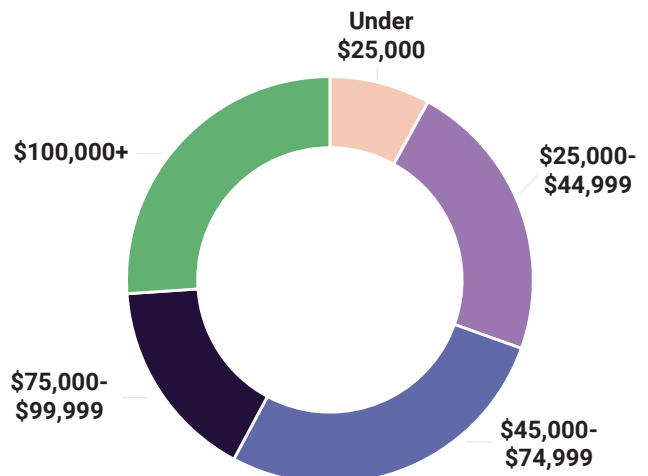
Looking at the share of occupational employment shows which fields are predominantly female.

Women Workers by Type of Business



Seven percent of female workers are self-employed compared to 10.5% of men.

Income of Women Who Work Full-Time Year Round



Despite women's increasing educational attainment, they generally earn less than men. Approximately 26.1% of full-time working women have an annual income exceeding \$100,000, in contrast to 38.1% of men.

** NJ ranks 3rd nationally for the percentage of women who earn \$100,000 or more.*

Technical Note: Data in this report is from the US Census Bureau American Community Survey 2022 1-year estimates, Occupational Employment and Wage Survey (OEWS) May 2022 panel, Current Population Survey 2023 average, and NJDOL administrative program data.

The New Jersey Department of Labor and Workforce Development's (NJDOL) Office of Research and Information is the singular solution for labor market data needs, combining the power of data and marketing materials to deliver evidence-based research. Our team of local and industry specialists provide technical assistance and information that highlights key New Jersey economic status, such as employment, wages, occupation, workplace safety, and labor force.

This workforce product was funded by a grant awarded by the U.S. Department of Labor's Employment and Training Administration. The product was created by the grantee and does not necessarily reflect the official position of the U.S. Department of Labor. The Department of Labor makes no guarantees, warranties, or assurances of any kind, express or implied, with respect to such information, including any information on linked sites and including, but not limited to, accuracy of the information or its completeness, timeliness, usefulness, adequacy, continued availability, or ownership. This product is copyrighted by the institution that created it. Internal use by an organization and/or personal use by an individual for non-commercial purposes is permissible. All other uses require the prior authorization of the copyright owner.